



Ashley Junior School

Autumn

- Survivors – 1st person narrative
- The man who walked between the towers- Newspaper report
- The Right to Learn – Diary entry
- The Night Before Christmas - Poem



Purpose: To entertain

Audience: Peers

Form: Narrative

WALT: Edit to improve our writing

WALT: Write a narrative account in 1st person

WALT: Write from a character's point of view

WALT: spell words with the short vowel sound /i/ spelt with y

WALT: Use an embedded clause.

WALT: Use an adverbial phrase to express a sense of time.

WALT: Write in the 1st person

WALT: spell words with endings that sound like/shuhs/ spelt with-cious

WALT: Summarise a narrative account.

WALT: spell words with endings that sound like/shuhs/ spelt with-cious

WALT Understand a character and their emotions.

WALT: Use unknown words in context.

WALT: Provide justifications for our view using a text.

WALT: Make predictions using information given in a text.

Text Driver

SURVIVORS





Purpose: To inform

Audience: Parents

Form: A Newspaper report

Research facts about a Phillipe.

Edit and reflect on a newspaper report.

Write a newspaper report.

Plan a newspaper report.

WALT: spell homophones & near homophones

Recognise features of a newspaper report.

Sequence the events in a story.

WALT: spell homophones & near homophones

Punctuate speech.

Write an interview transcript.

Use hot seating to create questions.


WALT: spell words with the long vowel sound /i/ spelt with y

Write similes and metaphors.

Write a letter to a character (Apprentice write).

Text Driver

The man who walked between the towers



Start



Purpose: To inform

Audience: Peers

Form: Diary

WALT: edit to improve my writing

WALT: write a diary entry.

WALT: plan a diary entry.

WALT: use brackets and dashes to add extra information.

WALT: spell modal verbs

WALT: use embedded clauses.

WALT: challenge the views in the text.

WALT: spell words with 'silent' letters

WALT: draw inferences from the text.


WALT: identify the features of a diary.

WALT: spell words with 'silent' letters

WALT: Compare our lives with those in the text.

WALT: use prior knowledge to infer meaning.

Text Driver





Purpose: To entertain

Audience: Parents

Form: Poem

WALT: perform and reflect on my poem.

WALT: edit to improve my poem.

WALT: write a Christmas poem.

WALT: plan a Christmas poem.

WALT: spell adverbs of possibility and frequency

WALT: challenge the views in the text.

WALT: draw inferences from the text.

WALT: use similes to describe.

WALT: spell words ending in 'ment'

WALT: identify unknown words and find synonyms

WALT: identify different word classes.

WALT: read aloud and discuss a poem.

Text Driver



Spring

- Hidden Figures – Memoir
- Curiosity – explanation
- The Lost Thing- Letter writing



Purpose: To inform

Audience: Children in the Lower school

Form: A Memoir

Edit and reflect on a memoir.

Write a memoir.

Plan a memoir.

WALT: spell homophones & near homophones

Recognise the features of a memoir.

Write a diary (Apprentice write).

WALT: spell nouns using -ship suffix

Use a range of superlatives .

Text Driver

WALT: spell nouns using -ness suffix

Write persuasive sentences that include dashes.

Use a range of noun phrases.


WALT: spell nouns using -ity suffix

Use conjunctions to add extra information.

Explore new vocabulary.

Ask a range of questions about a subject.

Start





Purpose: To explain

Audience: Children in year 3

Form: An explanation text

Edit and reflect on my writing.

Write a conclusion including appropriate features.

Demonstrate cohesion through paragraphs.

WALT: spell words with the suffix -ate

Write an introduction.

Explore interesting vocabulary.

Text Driver

WALT: spell words with /or/ sound spelt 'au'

Recognise the features of an explanation text.

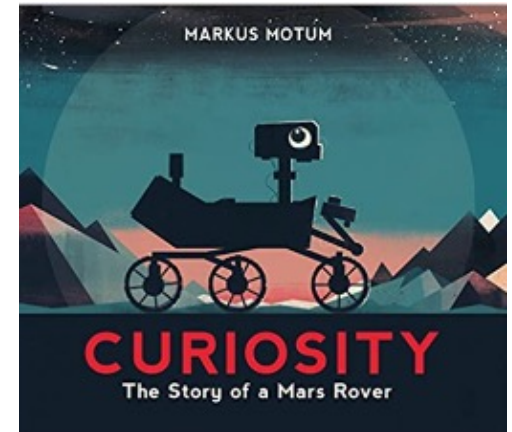
Use cause and effect conjunctions.

Convert informal to formal language.

WALT: spell words with an /or/ sound spelt 'or'

Use modal verbs to suggest possibilities.

Ask a range of questions.



Start



Purpose: To inform

Audience: Children in year 4

Form: Informal letter.

Edit and reflect on my writing.

Organise and write an informal letter.

Plan a letter with my opinions supported by evidence from the text.

WALT: spell words using the suffix -en

Demonstrate cohesion through paragraphs.

Use semi colons and colons.

Convert formal to informal language.

WALT: spell words using the suffix -ify

Use subordinating conjunctions to add detail.

Write a diary entry (apprentice write).

WALT: spell words using the suffix -ise

Discuss and explore the meanings of utopia and dystopia by comparing two settings.

Ask a range of questions.

Start

Text Driver



Summer

- The Watertower- Suspense opening
- Who let the Gods out?- 3rd person narrative
- The Odessey- adventure narrative



Purpose: To entertain

Audience: Gary Crew (Author)

Form: The opening of a suspense story

WALT: write a reflection.

WALT: create a detailed description of a mystery setting.

WALT: spell adverbials of place

WALT: using appropriate intonation and expression.

WALT: spell adverbials of time

WALT: write descriptive sentences about a mysterious setting.


WALT: generate words and phrases which can be used to describe a setting.

WALT: compare two main characters
Using conjunctions.

WALT: spell words containing the letter string 'ough'

WALT: create and answer open questions about an image.

Text Driver



Start



Purpose: To entertain

Audience: Maz Evans (Author)

Form: 3rd person narrative

WALT: edit and reflect.

WALT: write a 3rd person narrative.

WALT: plan a narrative.

WALT: spell verbs with the prefix over-

WALT: use dialogue to convey character and advance the action.

WALT: spell verbs with the prefixes de- and re-

WALT: short, simple sentences to build tension..

WALT: Apprentice write (descriptive paragraph about the setting).

WALT: spell words with unstressed vowels.

WALT: suggest mood and atmosphere through vocabulary..


WALT: spell with an /ear/ sound spelt 'ere'

WALT: identify the thoughts and feelings of characters .

WALT: ask a range of questions.

Start

Text Driver





Purpose: To entertain

Audience: A year 5 class

Form: An adventure story

WALT: write a reflection.

WALT: write the ending section of an epic adventure narrative.

WALT: write the middle section of an epic adventure narrative.

WALT: write the opening of an epic adventure narrative.

WALT: plan the key events of an epic adventure narrative.

WALT: use superlatives to describe a Greek monster.

WALT: spell adjectives using the suffix -al

WALT: use a variety of sentence types.

WALT: identify authorial devices to build tension.

WALT: use dialogue.

WALT: Apprentice write (diary).

WALT: spell adjectives using the suffix -ive

WALT: create multi clause sentences.

WALT: make predictions.

WALT: use a range of verbs and adverbs to persuade.

WALT: identify and create a range of noun phrases.

WALT: spell adjectives using the suffix -ful

WALT: ask a range of questions.

Start

Text Driver

